

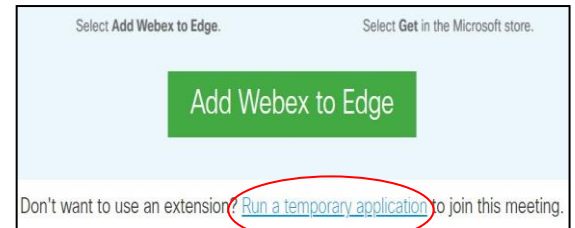
How to Join the Elmont-Four Rivers 115 kV Electric Transmission Virtual Community Meeting

Three options are available to join our virtual community meeting scheduled for **Oct. 21, 2021** from **6 – 7 p.m.** Please select only one option to help prevent audio issues.

To attend the meeting, the link will be accessible at 5:50 p.m. on the project webpage **DominionEnergy.com/four_rivers**.

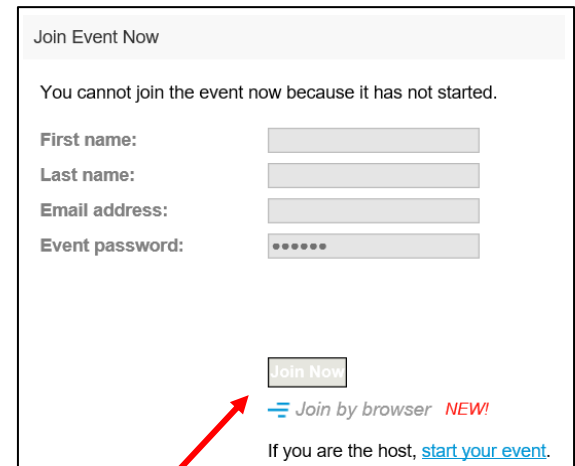
1. Using a desktop or laptop computer:

- Clicking on the virtual community meeting link will automatically launch in your preferred web browser, Chrome, MS Edge, Safari, etc. (*We recommend using Google Chrome, Firefox or Internet Explorer*).
- Select 'Run a temporary application to join this meeting'.
- Enter the password if it does not do so automatically. **PASSWORD - elmont**
- The registration page will ask you for your name and email address. Enter this information to join the meeting. Your privacy is important to us and the information entered will only be used to provide you with project information.
- Attendees will not be seen on video. However, you may be asked to give permission for Webex to use your computer microphone.



2. By mobile device, such as iPhone or iPad:

- Cisco Webex requires you to download their app first in order to enter the virtual community meeting. This is to ensure privacy and security during the event.
- If you are trying to join a Webex Event for the first time, it will prompt you to download the Cisco app first. The meeting will then launch from the app.
- If you have already downloaded the app, open it to join the meeting and enter the event number.
 - **EVENT NUMBER – 2334 099 8322**
- If the app asks for an event password, enter **elmont**.



Click **Join Now** once the virtual community meeting becomes available at 5:50 p.m.



3. By phone:

- For those without Internet access, or who do not want to join via the web or mobile app, you can still listen to the meeting by dialing toll-free 1-855-282-6330.
- You will need to enter the event number – **2334 099 8322** – to access the meeting.

How do I...

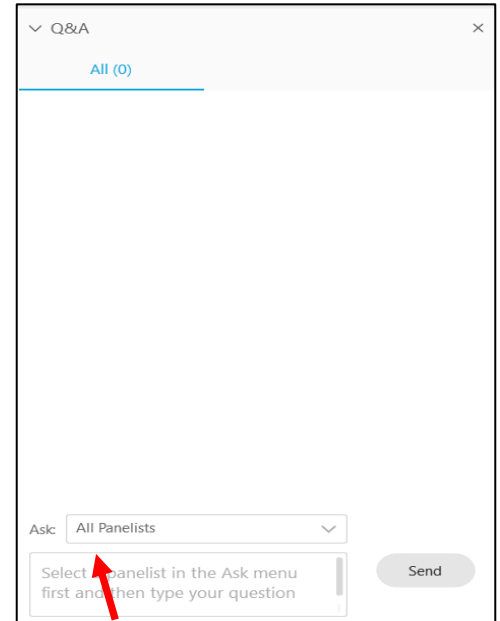
- Ask a question during the meeting?

Web/Mobile App: Simply send a message through the Q&A feature to our moderator, who will have the appropriate subject matter expert respond to your question(s). Your question(s) will only be visible to you and our Dominion Energy project team.

Dial-In: Participants who dial-in by phone do not have the ability to ask questions during the virtual lunch and learn. Please contact us at 888-291-0190 to speak with a project team member.

Accessibility: If you need special accommodations, please call 888-291-0190 or email powerline@dominionenergy.com and a member of our team will assist you.

Your privacy and protection are our top priority. Webex has been tested and selected as the best platform to keep Dominion Energy and your information secure.



Type and send a question here and a subject matter expert will respond.

More questions?

Don't worry – our team will spend a few minutes at the beginning of the meeting reviewing Webex to make sure you have the best virtual experience possible.

For more information about joining our virtual community meeting, please send an email to powerline@dominionenergy.com or call **888-291-0190**.

