

# Living and Working Safely Around Dominion Energy Pipelines

A Federally and State-Regulated Pipeline Safety Message



## DOMINION ENERGY EMERGENCY PHONE NUMBERS

South Carolina  
**800-815-0083**

North Carolina  
**877-776-2427**

Ohio  
**877-542-2630**

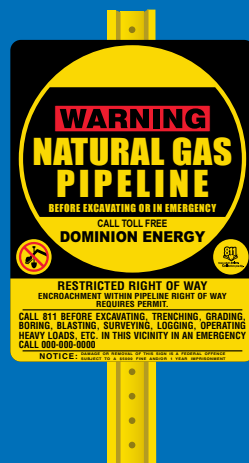
Utah, Wyoming, Idaho  
**800-767-1689**



You have received this brochure because you have been identified as someone who lives and/or works near Dominion Energy pipelines.

This brochure contains information about living safely around pipelines, including:

- Recognizing right-of-way and pipeline markers
- Recognizing a pipeline leak
- Responding to a pipeline leak
- Information about 811 and damage prevention
- General information about Dominion Energy operations



## Living and Working Safely Around Dominion Energy Pipelines

Using the information contained in this brochure as part of your digging projects will keep you and your community safe.

For more information about pipeline safety visit [DominionEnergy.com/safety](https://www.dominionenergy.com/safety).

## Recognizing a Right-of-Way

A pipeline right-of-way is a strip of land over and around a pipeline where some of the property owner's legal rights have been granted to a pipeline company.

Pipeline rights-of-way must be kept free from structures and other obstructions for your safety and to provide access for maintenance and in the event of an emergency. If a pipeline crosses your property do not plant trees, high shrubs or any vegetation that would impede access to the right-of-way.

**Pipeline markers are found within the pipeline right-of-way.**



### Pipeline Markers

- Indicate **approximate** location, cannot be used to determine exact location or depth
- Can be found where lines meet at public access points, above ground facilities, streets, highways, waterways, and railway intersections
- Display the pipeline operator name, emergency number, and product transported

## Right-Of-Way Encroachments

If a pipeline crosses your property, do not plant trees, high shrubs, or any vegetation that would impede access to the right-of-way. Likewise, do not dig, excavate, operate heavy equipment, build, store or place anything on the right-of-way.

---

## Recognizing a Natural Gas Pipeline Leak — Use Your Senses

Although pipeline leaks are uncommon, it is important to be able to recognize the warning signs using sight, sound and smell.

**Note: all of these signs may not be evident at the same time.**



### Sight

- Dry spots, especially in wet fields, discolored soil, dead or dying vegetation near a pipeline.
- Dirt being blown into the air.
- Continuous bubbles in standing or moving water.
- Flames coming from the ground or near exposed piping.



### Sound

- Hissing, roaring or blowing sound.



### Smell

- A sulfur-based additive gives natural gas its rotten-egg smell.



# Responding to a Pipeline Leak

**DO**



1. Leave the area immediately moving to an upwind location.
2. Warn others to stay away.
3. From a safe place **call 911** and then Dominion Energy.

**DO NOT**



1. **DO NOT** try to find the source of the leak.
2. **DO NOT** try to turn natural gas valves on or off. **NEVER** try to repair or reduce the flow of gas.
3. **DO NOT** use any light switch, electric switch, telephone, garage door opener as they can cause a spark and ignite gas.
4. **DO NOT** use your cell phone, flashlight or other battery-powered device.
5. **DO NOT** smoke, use a lighter or strike a match.
6. **DO NOT** start or stop nearby vehicles, machinery or device that may spark.
7. **DO NOT** attempt to put flames out if it ignites. Let it be.
8. **DO NOT** return to the area until notified by Dominion Energy or emergency services that it is safe to do so.



## Response to a Leak

Dominion Energy strives to build partnerships with the emergency response community to share resources and provide education for a safe response to a pipeline emergency.

In the unlikely event of a pipeline emergency, Dominion Energy will work with the response community to control the situation as quickly as possible. Our trained personnel will:

- Arrive at the site of the emergency and stop or reduce product flow to the area
- Notify and work with the appropriate emergency response officials
- Repair the facility and restore service as soon as possible
- Fully investigate the cause of the incident

# Maintaining Safety and Integrity of Pipelines Near You

An Integrity Management Plan (IMP) provides a process of assessing and mitigating risks along the pipeline system. Dominion Energy has developed and implemented an IMP that provides a process for monitoring, managing and mitigating risks along the pipeline system.

For more information on Dominion Energy's IMPs, visit [DominionEnergy.com/IMP](https://www.dominionenergy.com/IMP).

Natural gas operators provide enhanced protection for High-Consequence Areas (HCAs) in highly populated areas, an outside area, or an open or enclosed structure used by persons who are confined, are of impaired mobility, or would be difficult to evacuate. Examples of HCAs include beaches, playgrounds, recreational centers, campgrounds, outdoor theaters, stadiums, recreational areas near a body of water, religious centers, office buildings, community centers, general stores, 4-H centers, roller-skating rinks, hospitals, prisons, schools, day-care facilities, retirement or assisted-living centers.

## Damaging or Disturbing a Pipeline

Dominion Energy maintains a Damage Prevention Program in accordance with state and federal guidelines. If you cause or witness even minor damage to a pipeline or its protective coating, please immediately notify Dominion Energy. Even a small disturbance to a pipeline may cause a future leak. A gouge, scrape, dent or crease is enough for Dominion Energy to inspect the damage and make repairs. If a pipeline has been exposed properly without damage, it can be covered up. **Do not cover a pipeline that has been damaged.**

---

## See Something! Say Something!

Be aware of people acting suspiciously near pipelines or pipeline facilities. If you suspect suspicious activity, **call 911** or **Dominion Energy Corporate Security at 800-684-8486**, suspicious activity could include:

- People or vehicles loitering in the vicinity of pipelines or facilities
- People taking photos, video or showing other unusual interest in pipelines and facilities
- A strong odor or fluid leaking from a vehicle located near a pipeline facility



# Pipeline Purpose and Reliability

Natural gas is one of the cleanest, safest and most affordable forms of energy for residential, commercial and industrial use. The best known uses for natural gas are cooking, and heating your home and workplace.

According to the U.S. Department of Transportation, pipelines are the safest way to transport natural gas from place to place. To maintain this safety, natural gas pipeline operators have developed integrity management plans, system monitoring, right-of-way patrols and inspections, and provide safety awareness, training and support.



## Pipelines/Systems Operated by Dominion Energy

The following are the types of natural gas pipeline systems:

**Distribution pipelines** are used to transport natural gas to your home or place of business. These are usually composed of smaller-diameter, interconnected pipelines. Large distribution lines, called mains, along with smaller lines, called service lines, deliver natural gas under streets to homes and businesses. Related structures are regulator stations, customer meters, and regulators and valves.

**Transmission pipelines** are used to move gas from treatment plants or processing facilities long distances between cities, states and even across the continent. These are usually longer and larger in diameter. Related structures are compressor stations, valves and metering stations.

Dominion Energy’s system includes additional unique facilities that help maintain the necessary gas pressures to provide safe delivery of natural gas to customers. Together we can make natural gas safety a priority every day. Your awareness and actions can increase the safety of your home and community. If you suspect abnormal or suspicious activity, **call 911** from a safe location.



## National Pipeline Mapping System (NPMS)

The National Pipeline Mapping System (NPMS) includes information on natural gas transmission pipelines. To view the transmission pipelines in your area, visit [npms.phmsa.dot.gov](http://npms.phmsa.dot.gov).



# Potential Hazards of a Pipeline Release

Product	Leak Type	Vapors	Hazards
Natural Gas	Gas	Lighter than air	Extremely high concentrations may cause irritation or asphyxiation. Extremely flammable and easily ignited by heat, sparks or flames.









For more information about pipeline safety visit [DominionEnergy.com/safety](https://www.dominionenergy.com/safety).

## Marking of Dig Area and Facilities

In order to ensure facility operators can identify exactly where the proposed excavation will take place, industry best practices recommend the excavator mark the proposed excavation with white marks or white flags to show the location, route and boundary of the work area. **In Wyoming, pre-marking/white lining is required by law.** Marking guidelines are available in the Guidelines of the American Public Works Association (APWA). Within **two (2) full business days** after receiving the proposed excavation location, facility operators are required to mark the location of their existing facilities (W.S. 37-12-302 (d)). Location markings are only approximate. The actual facility locations vary up to 24 inches from the marks. If excavation is required within 24 inches horizontally of any mark, the excavation should be performed with extreme care and without damage to facilities. Most facility owners require excavators to use hand tools or hydro/vacuum excavation when in close proximity to buried facilities. Use of hand tools and hydro/vacuum excavation methods to expose buried facilities are considered industry best practices and required by law in Wyoming.

## Uniform Color Code

For temporary underground facility marking:

- |  |   |   |   |
|--|---|---|---|
|  | WHITE – Proposed excavation                                     |  | ORANGE – Communications, alarm or signal lines, cables or conduit |
|  | PINK – Temporary survey markings                                |  | BLUE – Potable water lines  |
|  | RED – Electric power lines, cables, conduit and lighting cables |  | PURPLE – Reclaimed water, irrigation and slurry lines             |
|  | YELLOW – Gas, oil, steam, petroleum or gaseous materials        |  | GREEN – Sewers and drain lines                                    |





**SAFETY IS IN YOUR HANDS.  
EVERY DIG. EVERY TIME.**

## Call 811

You are required by law to contact 811, “Call Before You Dig,” at least 48 to 72 hours (varies by state) prior to excavating. This FREE SERVICE will notify all member facility owners in your area of your plans to dig. Excavating includes any activity which requires moving earth, rock or material is moved or displaced by tools, equipment or explosives.

Please visit [call811.com/811-in-Your-State](http://call811.com/811-in-Your-State) for state specific One-Call information.

If Dominion Energy operates a pipeline in the vicinity, we will be notified and will locate and mark our pipeline with temporary flags or spray paint before you dig.

Damage from excavation-related activities is the leading cause of pipeline incidents, so **always call 811 before you dig.**

### DOMINION ENERGY EMERGENCY PHONE NUMBERS

South Carolina  
**800-815-0083**

Ohio  
**877-542-2630**

North Carolina  
**877-776-2427**

Utah, Wyoming, Idaho  
**800-767-1689**

### How are we doing?



Help us improve our public awareness efforts. Scan the QR code and take our survey or going to [https://www.surveymonkey.com/r/DES8075\\_APSCH](https://www.surveymonkey.com/r/DES8075_APSCH).

### Para folleto en español



Para ver la información en este folleto en español, visite [www.dominionenergy.com/safety/natural-gas-safety/gas-line-safety#resources](http://www.dominionenergy.com/safety/natural-gas-safety/gas-line-safety#resources) o escanee el código QR.



P.O. Box 3151  
Wichita, KS 67201

Presort Std  
U.S. Postage  
**PAID**  
Wichita, Ks  
Permit No. 504